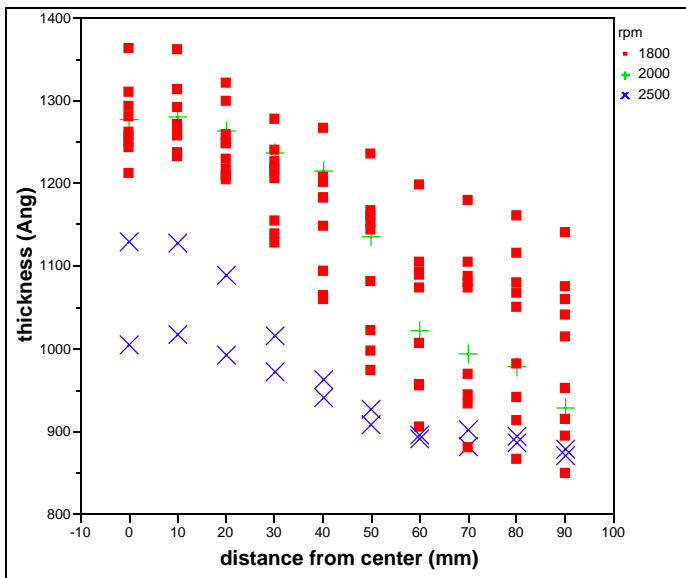
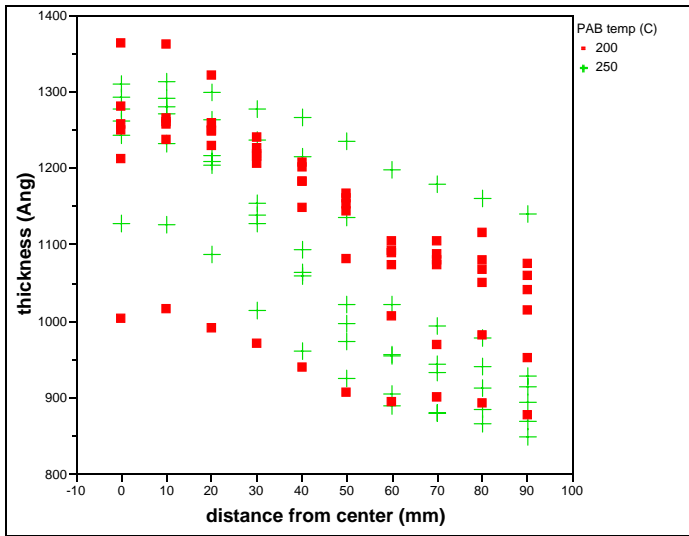
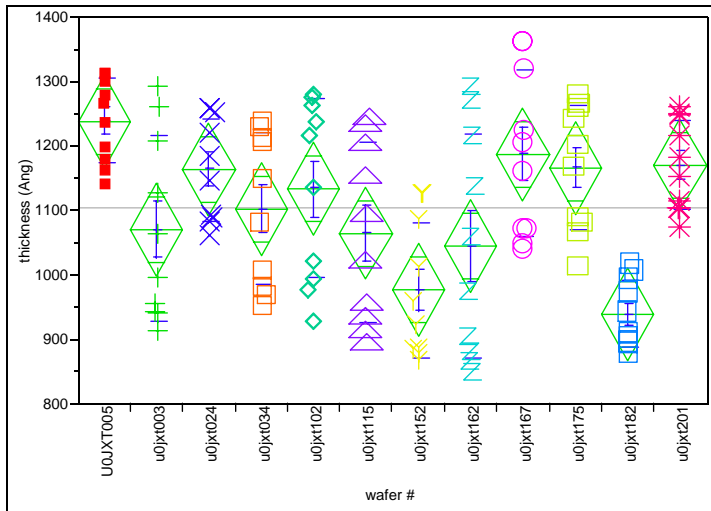
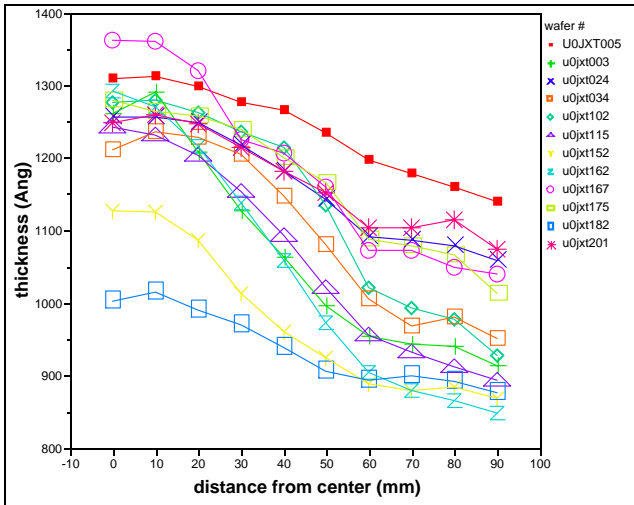


XR-1541 as applied to 200mm silicon wafers.





Means and Std Deviations

Level	Number	Mean	Std Dev	Std Err Mean	Lower 95%	Upper 95%
U0JXT005	10	1238.20	64.534	20.407	1192.0	1284.4
u0jxt003	10	1070.60	143.090	45.249	968.2	1173.0
u0jxt024	10	1163.00	79.793	25.233	1105.9	1220.1
u0jxt034	10	1102.40	117.392	37.123	1018.4	1186.4
u0jxt102	10	1133.30	139.245	44.033	1033.7	1232.9
u0jxt115	10	1064.90	137.938	43.620	966.2	1163.6
u0jxt152	10	976.60	105.003	33.205	901.5	1051.7
u0jxt162	10	1045.50	174.234	55.098	920.9	1170.1
u0jxt167	10	1187.70	128.334	40.583	1095.9	1279.5
u0jxt175	10	1166.50	97.082	30.700	1097.1	1235.9
u0jxt182	10	939.40	52.003	16.445	902.2	976.6
u0jxt201	10	1171.00	69.765	22.062	1121.1	1220.9